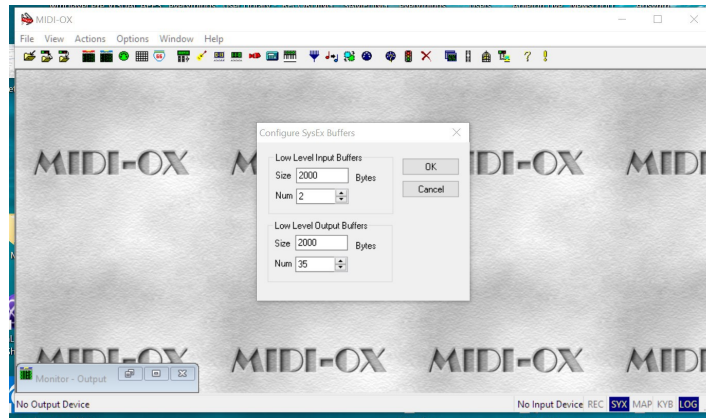


BEHRINGER CRAVE – FIRMWARE DOWNGRADE with MIDI OX

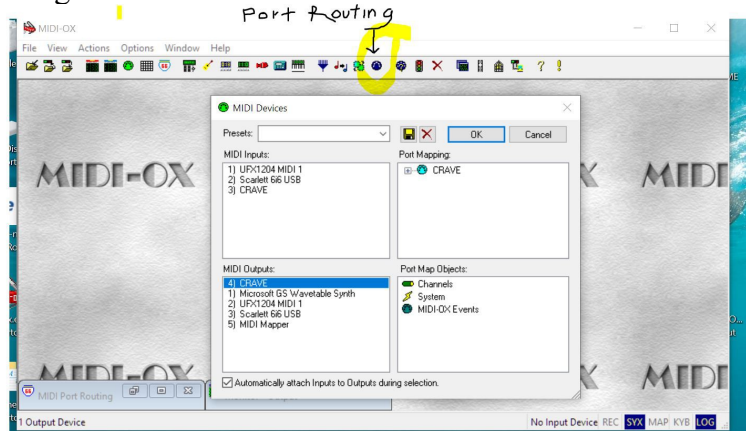
Purpose of downgrade: to restore Clock division function of Tempo knob.
Download the firmware 1.0.6 & remember where you put it.
Download MIDI OX. www.midiox.com
Connect your crave via USB & turn it on.

Open MIDI OX..... OPTIONS Menu:
Set Config Buffers.

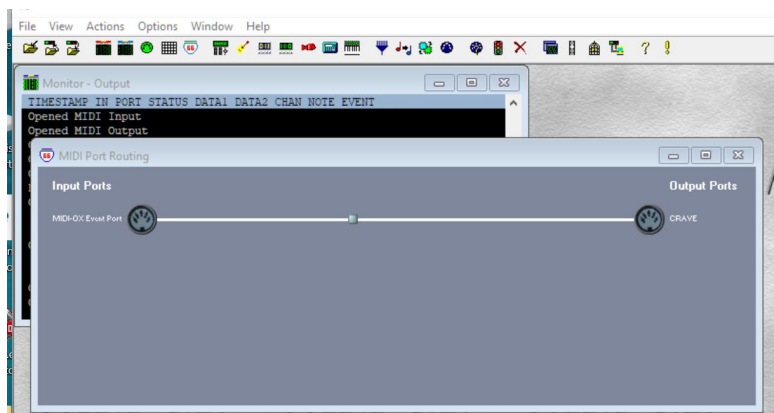


Check “Pass Sysex” at bottom of Options menu.

Set Port Routing by clicking on small blue Midi Port icon.



Under “VIEW” you can check your Port Routing, it should look like this:



Under ACTIONS, click “send” Sysex. Find the firmware 1.0.6 and click to send.

When done, turn Crave off & on. Connect it to a clock master & test the sequencer. You should be able to use Tempo Knob to control the 'clock division' of sequence. Good luck!